








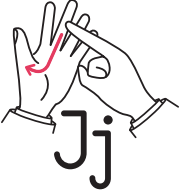























# Auslan Alphabet

		 Aa	 Bb	 Cc	 Dd
 Ee	 Ff	 Gg	 Hh	 Ii	 Jj
 Kk	 Ll	 Mm	 Nn	 Oo	 Pp
 Qq	 Rr	 Ss	 Tt	 Uu	 Vv
 Ww	 Xx	 Yy	 Zz		

## Vowels

 Aa	 Ee	 Ii	 Oo	 Uu
---	---	---	--	---

### TWO KEY TIPS

> When communicating with a person who is deaf or hard of hearing, ask them how they prefer to communicate because not all lip read or use Auslan, and some are oral/spoken. You can ask by writing it down or using notes on your smart phone.

> Whichever hand you write with is your dominant hand when signing. In the poster the person is right handed.



deafchildreinaustralia.org.au

Deaf  
Children  
Australia.