



I can...

ART EXHIBITION 2025 | Deaf Children Australia.

I CAN... ART EXHIBITION

“Through the lens of deaf and hard of hearing young artists, art becomes more than visual expression - it becomes a language of its own. Each piece reflects a story, a perspective, and a voice that transcends sound. These artists use their creativity not just to express themselves, but to bridge gaps in understanding, celebrate identity, and challenge the boundaries of communication. Their work invites us to see the world through their eyes.”

Tamara Trinder-Scacco | Deaf
Community Engagement Manager
DEAF CHILDREN AUSTRALIA

Deaf Children Australia (DCA) proudly presents the fourth annual Art Exhibition, hosted this year at the Bluestone building, F.J. Rose Auditorium. This exhibition celebrates the creativity and talent of deaf and hard of hearing children and young people from across Australia responding to the theme 'I Can'.

The Art Competition provides a platform for young artists to be supported and inspired as they explore their potential, build confidence, and discover new ways to express themselves.

This year, a new category invited groups of children aged 0–11 from Kindergartens, Primary Schools, and Early Intervention Centres to collaborate on artworks responding to the theme I Can. We received six submissions and thank all the young artists and educators for their fantastic contributions.

In total, 58 artworks were submitted, each a powerful response to the theme. The works showcase creativity, pride, and imagination through paintings, drawings, digital art, mixed media and more. We invite you to experience the exhibition and the stories behind the art.

ABOUT DEAF CHILDREN AUSTRALIA



THANK YOU

Deaf Children Australia (DCA) is a not-for-profit organisation committed to helping create a world where children and young people who are deaf and hard of hearing have every opportunity to reach their full potential.

By developing and delivering a range of services, resources and events, DCA supports families and works so that deaf and hard of hearing young people can have the same opportunities as their hearing peers.

For more information about the work of Deaf Children Australia, visit our website.

deafchildrenaustralia.org.au



We would like to sincerely thank the National Relay Service for their support of the 2025 Art Exhibition.



An Australian Government Initiative



CATEGORY 8 TO 11 YEARS

01. Abby Kui **I CAN DO SOMETHING YOU CAN'T DO!**
02. Alex Liang **THE MONSTERS IN MY DREAM**
03. Blair Strong **LOOK BEYOND WHAT YOU CAN SEE**
04. Charlie Shackcloth **ALL THE THINGS I CAN BE...**
05. Deeze Oldham-Smith **BACKYARD CRICKET AT SUNSET**
06. Emma Lai **WHAT I CAN DO**
07. Isabelle Goyen **I CAN**
08. Isla Scarvaci **I CAN... BMX**
09. Jasmin Seedin **YOU CAN DO ANYTHING!**
10. Jayna Jayesh **I CAN: CHASING THE DREAM**
11. Jessmie Gill **I CAN DO...(GODZILLA EDITION)**
12. Jyotika Jayesh **I CAN: A PORTRAIT OF POTENTIAL**
13. Kit Scarvaci **I CAN... SIGN**
14. Leah Butler **I CAN FLY**
15. Lexie Adams **I CAN BECOME A SCIENTIST**
16. Liam O'Loughlin **EVERYTHING**
17. Mabel Knop **I CAN IMAGINE**
18. Maddilyn Rose Suchodolski **MY LOUDER COLOURS**
19. Mason Ryan **DREAMS**
20. Maya Rosa **MAYA AT THE BEACH**
21. Melody Smith **HAPPINESS**
22. Milana Subasinghe **BUBBLES OF BRAVERY**
23. Oisin Murphy **I CAN...**
24. Oscar King **I CAN**
25. Poppy Schaw **WATER BABY**
26. Reuben Leonardo **DREAMING SOCCER**
27. Sophie Rosalion **I CAN.... BE WILD!**

CATEGORY 12 TO 17 YEARS

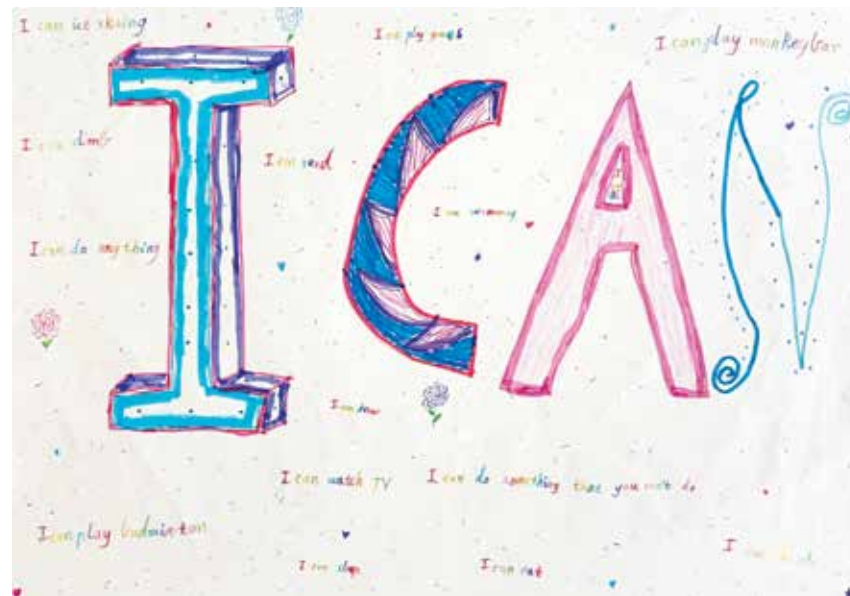

28. Aleesa Xiriha **HEARING LOSS IS NO BARRIER TO SUCCESS**
29. Angus Franks **ROOTED IN OPTIMISM**
30. Aria Damjancuk **I CAN DREAM AND I CAN DO ANYTHING**
31. Bailee Heal **"BAILEE... I CAN"**

CATEGORY 18 TO 23 YEARS

32. Billy Garcia **INFINITE POTENTIAL: I CAN**
33. Emily Wu **YOU CAN DO IT**
34. Hallie Conway **BLUE SKY FOR A SCUBA DIVE**
35. Lacey Karousradis **I CAN... TASTE CONFIDENCE**
36. Lincoln Jennar **"I CAN" MAKE FRIENDS**
37. Madison Payne **MOVIE OF MY LIFE**
38. Mahalia Payze **I CAN... GROW...**
39. Niamh Coomber **MY LOVE, MINE ALL MINE**
40. Remi Savic **PENCIL BOY 3**
41. Sofie Waldron **BABY WOLF**
42. Sophia Conte **BALLET**
43. Tanisha Iyer **'I CAN DANCE THROUGH THE STORMS'**

CATEGORY EARLY LEARNING GROUP PROJECT

44. Hayley Edgar **SOCIETY CAN'T DEFINE ME**
45. Hayley Walsh **COLOURS**
46. Jakob Demirel **I CAN**
47. Nicholas Layton **I CAN BECOME EVERYTHING**
48. Noah Kanj **STRONG IN SILENCE**
49. Olivia Hermez **THE FUTURE**
50. Savannah Mandile **NEW DAY**
51. Simranjit Kaur **OPEN YOUR WINGS TO FREEDOM**
52. Aurora School **BIG RAINBOW BUTTERFLY**
53. Klemzig Centre of Deaf Education **TOGETHER... WE CAN DO SO MUCH**
54. Shepparton Deaf Facility School **OUR SHINING HEARTS**
55. St Michael's College **I CAN PLAY, MAKE AND ACHIEVE**
56. Strathcona College **GIRLS UNSTOPPABLE**
57. Wirreanda Public School **I CAN DRAW AND I CAN PERFORM IN THE CIRCUS**
58. Heidi Hallam, Bani Many Kindergarten **LITTLE TEAPOT**



I CAN DO SOMETHING YOU CAN'T DO! by Abby Kui, VIC

Tell us how your artwork addresses this year's theme 'I Can':

My artwork shows the theme 'I can' because I have shown that I can do anything. I can play on the monkey bars, read, ski and much much more.

Tell us about the ideas or themes your artwork explores with the theme 'I Can':

My artwork explores all the different things that a deaf/hard of hearing person can do!

What type of art have you submitted and why?

I have submitted a drawing with 'I can' written in the middle. I have decorated it with colour and sparkles. I have also written all the things I can do.



THE MONSTERS IN MY DREAM by Alex Liang, VIC

Tell us how your artwork addresses this year's theme 'I Can':

I can draw the monsters I imagine in my dreams.

Tell us about the ideas or themes your artwork explores with the theme 'I Can':

Line, shape, space and colour.

What type of art have you submitted and why?

Drawing and painting.



LOOK BEYOND WHAT YOU CAN SEE by Blair Strong, TAS

Tell us how your artwork addresses this year's theme 'I Can':

No matter where you go, from the beach to the mountains, I can do anything.

Tell us about the ideas or themes your artwork explores with the theme 'I Can':

It mostly is looking at physical activities because I like those things.

What type of art have you submitted and why?

I've submitted a painting using acrylic paint because that's what I had.



ALL THE THINGS I CAN BE... by Charlie Shackcloth, QLD

Tell us how your artwork addresses this year's theme 'I Can':

I was inspired and excited by the theme this year. It made me imagine some of the things I want to be and can be in my future. My artwork shows me thinking about becoming a Year 6 leader at my school, my favourite movie character Sonic, a black belt in Karate and a Police officer. I have already become a leader at my school for Year 6. I wonder which one I can be next!?

Tell us about the ideas or themes your artwork explores with the theme 'I Can':

My artwork explores the ideas of having lots of different dreams, some for now and some for the future. I believe that if I work hard and learn... I can be anything I want to be!!

What type of art have you submitted and why?

I began with a line drawing of myself which I printed 4 times. I wanted the image of me to look like me and be the same in the four drawings. I used a combination of watercolours, aquarelle pencils, coloured pencils and fibre tip pens to draw and colour each line drawing for different effects. I photographed the four individual drawings of me and put them into PowerPoint to make them one artwork.



BACKYARD CRICKET AT SUNSET by Deeze Oldham-Smith, NSW

Tell us how your artwork addresses this year's theme 'I Can':

I can play cricket well. I am good at keeping and batting hitting sixes. I am good at spin bowling like Shane Warn. I can join my father's cricket team next season.

Tell us about the ideas or themes your artwork explores with the theme 'I Can':

This is me batting playing cricket in my backyard in the late afternoon. I am playing with dad who is bowling and Decklan my cousin and little brother Cooper.

What type of art have you submitted and why?

It was fun to paint getting with Stephen my hearing teacher. I liked putting the paint on. I liked using blue and red. I used big and small brushes.



WHAT I CAN DO by Emma Lai, VIC

Tell us how your artwork addresses this year's theme 'I Can':

My artwork addresses the theme 'I can' because I have drawn all the things that I can do. For example, swimming, rock climbing, drawing and writing.

Tell us about the ideas or themes your artwork explores with the theme 'I Can':

My artwork explores the idea that even if you are deaf, you are still unstoppable and can do anything that anyone else can do. Even though I have a cochlear and hearing aid, I can still swim, do gymnastics, rock climbing and read.

What type of art have you submitted and why?

I submitted my artwork on A3 yellow paper. I used textas to draw my 'I can' pictures. I chose drawing because I really like to draw.



I CAN by Isabelle Goyen, VIC

Tell us how your artwork addresses this year's theme 'I Can':

It says I can, it shows some stuff that I can do. Some of the favourite activities that I can do. My favourite thing on there is camping.

Tell us about the ideas or themes your artwork explores with the theme 'I Can':

I feel happy, like the bright colours in my picture when I can do something. Sometimes there are different ways that I can do something, English and Auslan. I like using both Auslan and English.

What type of art have you submitted and why?

I have used paper, cardboard, texta, pen, watercolour paint, acrylic paint, computer prints of my hands, sparkly paper and glue to make my collage. I chose these as I like to use lots of different things to make art.



I CAN... BMX by Isla Scarvaci, WA

Tell us how your artwork addresses this year's theme 'I Can':

Recently I tried a BMX bike for the first time. At first, I was hesitant but I was determined and succeeded. I felt so proud of myself. I kept saying "I can" when I was on the bike.

Tell us about the ideas or themes your artwork explores with the theme 'I Can':

The BMX bike is from a photo of me, showing how I can. The words I wrote are from a song I wrote in music which is also called, 'I can'. Purple is my favourite colour and the purple shows my personality, along with the words from my vision and how I can achieve things.

What type of art have you submitted and why?

Zentangle, black and purple on white card. A photo of me on a BMX bike was enlarged. I traced it onto the card. Then I did black and white zentangle patterns all around coming out of the centre. I used purple on me because it is my personality coming out, shining out of the centre.



YOU CAN DO ANYTHING! by Jasmin Seedin, VIC

Tell us how your artwork addresses this year's theme 'I Can':

It shows I can do anything.

What type of art have you submitted and why?

Drawing

Anything else you'd like to add?

Thank you!



I CAN: CHASING THE DREAM by Jayna Jayesh, VIC

Tell us how your artwork addresses this year's theme 'I Can':

My artwork focuses on all the activities I know I love and can do. I have shown all the things that I am good at currently.

Tell us about the ideas or themes your artwork explores with the theme 'I Can':

In my artwork, I have drawn about all the things that I would love to become when I grow up. I believe that I can be anything I want and can enjoy multiple careers at the same time.

What type of art have you submitted and why?

I have submitted a drawing that I coloured using colour pencils and fine liners. I used colour pencils as I am most comfortable colouring with that and had a huge colour set that I could choose from.



I CAN DO... (GODZILLA EDITION) by Jessmie Gill, VIC

Tell us how your artwork addresses this year's theme 'I Can':

My artwork is a book about a Godzilla & Kong arguing on what they can do better. All of a sudden King Ghidorah comes, battles them to soccer so they do it. Title says 'I can do'.

Tell us about the ideas or themes your artwork explores with the theme 'I Can':

It explores that you should always believe in what you can do.

What type of art have you submitted and why?

My artwork is a comic book, I chose it because I make lots of them. And the materials I used were coloring in pen, colored pencil, and marker because my printer didn't have colorful ink.

Anything else you'd like to add?

If you're reading my book I hope you enjoy it. I'm saving up for a Switch Nintendo.

Scan the QR code to view Jessmie's full graphic novel.





I CAN: A PORTRAIT OF POTENTIAL by Jyotika Jayesh, VIC

Tell us how your artwork addresses this year's theme 'I Can':

I strongly believe that my deafness is my greatest strength, and it has provided me the ability to adapt and has taught me that I can do anything I put my mind to. I have been dancing since I was 6 years old and have learnt to feel the vibrations of the beat more because I cannot hear the music clearly. Playing badminton is another passion of mine and I can focus more on my game because I can block out all the noise around me. I am working towards playing badminton professionally in the future. Who knows I might be the next Deaf Australian Badminton sensation in the future. My artwork overall shows all my strengths and the multiple pathways I can foresee myself in the future.

Tell us about the ideas or themes your artwork explores with the theme 'I Can':

In my artwork, I have drawn a portrait of myself thinking about all my strengths. The colours of the rainbow within my artwork represent the vibrance in my life. It showcases all my wonderful abilities like building Lego, dancing, playing various sports and games and learning about countries, their flags and their rich history.

What type of art have you submitted and why?

I have submitted a drawing that I have coloured using colour pens, colour pencils and fine liners. I mainly used colour pencils because I could colour a few layers to smooth my artwork. I used colour pens for my self-portrait so it will look different from the rest of the drawing and will stand out within my artwork. The fine liners were used to outline my work so that I could create clear boundaries between the background and the pictures with my artwork.



I CAN... SIGN by Kit Scarvaci, WA

Tell us how your artwork addresses this year's theme 'I Can':

I can.. Sign! I wanted to show the beauty of Auslan as a dynamic, moving language - with Auslan, Deaf kids can!

Tell us about the ideas or themes your artwork explores with the theme 'I Can':

Vibrancy through bright colours movement and motion through the lines.

What type of art have you submitted and why?

Scratch art - oil pastels, black paint on paper. The bright colours underneath are exposed by scratching the surface like Auslan - bright and colourful - not boring!



I CAN FLY by Leah Butler, VIC

Tell us how your artwork addresses this year's theme 'I Can':

My artwork addresses this year's theme, 'I can' because it makes me think of a chick that has hatched and a mother looking after that chick. Helping it grow as 'normal' as all the others. But one day the chick realises it doesn't have to be the same, it could just be itself and be free. It could be unique and fly when no one else can. I can fly my own way!

Tell us about the ideas or themes your artwork explores with the theme 'I Can':

When people push you, you don't get the best out of yourself. But if you follow your own lead you end up being yourself as who you want to be.

What type of art have you submitted and why?

Paper, watercolour, pastels, painting. I used thin medium because I liked merging the colours to make the feathers and the sky.

Anything else you'd like to add?

Some people see deafness, their own deafness as something to hide and don't really like it. But I take it as a superpower. Imagine being only 1 in a sea of hearing people, I am that unique one! I am different and love that fact about myself and others just like me.



I CAN BECOME A SCIENTIST by Lexie Adams, VIC

Tell us how your artwork addresses this year's theme 'I Can':

My piece represents and addresses the theme I CAN by highlighting one of my dreams which is to graduate uni and become a scientist. So, I CAN work hard and graduate school, get into uni and become a world famous scientist.

Tell us about the ideas or themes your artwork explores with the theme 'I Can':

The idea explored is a graduation bear representing me as a graduate. I have dreamed of being a scientist since kindergarten. She has hearing aids to represent my hearing aids. The artwork includes a lab coat and test tubes to represent the bear becoming a scientist.

What type of art have you submitted and why?

I have submitted a crochet artwork with some woodwork as well. This piece has taken many months to complete. The materials include a crochet hook, wool, needle, wood, nails, glue, spray varnish, drill bits – in many sizes – and a bench drill. I chose this medium as I became interested in learning crochet last year and really enjoy creating gifts for family and friends. I have included a photo to help you set the pieces up, as there are many parts to this artwork.



EVERYTHING by Liam O'Loughlin, VIC

Tell us how your artwork addresses this year's theme 'I Can':

I was thinking of all the things I can do and wanted to put photos of the things that I have done because I am very proud.

Tell us about the ideas or themes your artwork explores with the theme 'I Can':

I like the idea of the mirror to show the person looking at my art their reflection to show them they can also do everything I can do and more. It doesn't matter if you are deaf or hearing anyone can do anything they want.

What type of art have you submitted and why?

Textas, paper, mirror cardboard. I chose the yellow, light blue and dark blue to be the same as the deaf union flag - these colours represent Deafhood, pride, unity and positivity.



I CAN IMAGINE by Mabel Knop, VIC

Tell us how your artwork addresses this year's theme 'I Can':

I did I can imagine because at night I imagine things I can explore, wildly creative imagine and possibly could do. I believe I can do anything!

Tell us about the ideas or themes your artwork explores with the theme 'I Can':

I was finding things I can imagine and things that make me myself and put them on my art. I put them on in a certain way to interpret exploding colours of my imagination!

What type of art have you submitted and why?

I have done a collage on a canvas! I used a mixture of drawing, photography, stickers, paper and beads.



MY LOUDER COLOURS by Maddilyn Rose Suchodolski, VIC

Tell us how your artwork addresses this year's theme 'I Can':

My artwork is called 'My Louder Colours' because even though I can't hear sound, I can show my loudest thoughts and feelings through colour. I used bright shapes, patterns, and a rainbow train to show that I can create my own world full of joy, movement and imagination. I can hear colours and speak in colours.

Tell us about the ideas or themes your artwork explores with the theme 'I Can':

My artwork shows that sound doesn't only come through ears – it can come through colours, feelings and imagination. I used bright, bold colours to show the sounds I imagine: Pinks that giggle, blues that hum, and yellows that sing. I can hear the colours through moving, my drawing is my music.

What type of art have you submitted and why?

I made a colourful drawing on A3 paper. I used coloured pencils, markers and buttons. The pencils helped me draw the details, the markers made the colours bright, and the buttons added a fun, bumpy texture. I chose these materials because they help me show my ideas clearly and make my artwork look fun and full of feelings.



DREAMS by Mason Ryan, TAS

Tell us how your artwork addresses this year's theme 'I Can':

I can achieve my goals to be a Supercar Driver.

Tell us about the ideas or themes your artwork explores with the theme 'I Can':

It shows what I can do if I work hard and believe in myself.

What type of art have you submitted and why?

Photo – Mum's iPhone 12. I chose this as I got to stand on the grid at the opening round of the V8 Supercars in Sydney.



MAYA AT THE BEACH by Maya Rosa, NSW

Tell us how your artwork addresses this year's theme 'I Can':

I can do anything and the day I made this artwork I felt like drawing myself at the beach.

Tell us about the ideas or themes your artwork explores with the theme 'I Can':

Even though I have hearing loss I can do anything just like everybody else.

What type of art have you submitted and why?

Drawing with Markers



HAPPINESS by Melody Smith, QLD

Tell us how your artwork addresses this year's theme 'I Can':

These are all things that I can do and they make me joyful and happy when I do them.

Tell us about the ideas or themes your artwork explores with the theme 'I Can':

Everyone is equal and can do anything they want that makes them happy.

What type of art have you submitted and why?

My artwork is a drawing using paper and pencils. I used these because I enjoy drawing instead of painting at the time. And also, the colourful background looks cool.

Anything else you'd like to add?

I really enjoyed doing this and thinking about all the things I can do that make me happy. I hope you like my artwork!



BUBBLES OF BRAVERY by Milana Subasinghe, VIC

Tell us how your artwork addresses this year's theme 'I Can':

I chose to reflect on all I have accomplished whilst having a hearing difficulty. This includes being courageous, resilient and unique. The symbols represent things that I can do and what I am today.

Tell us about the ideas or themes your artwork explores with the theme 'I Can':

Overcoming difficulty
Flying above the rest
Growing to be unique

What type of art have you submitted and why?

I have made a painting out of acrylic paint! I have chosen this medium because I like how you can make different shapes, textures and colours. It is super simple to use!



I CAN... by Oisin Murphy, NSW

Tell us how your artwork addresses this year's theme 'I Can':

The artwork is about everything I can do.

Tell us about the ideas or themes your artwork explores with the theme 'I Can':

My artwork explores everything I can do.

What type of art have you submitted and why?

I have drawn this artwork and I used pencil and colour. I chose to do a drawing because I feel most comfortable and familiar.



I CAN by Oscar King, NSW

Tell us how your artwork addresses this year's theme 'I Can':

I can feel the water it makes me feel calm. I can see a beautiful sunset. I can dream.

Tell us about the ideas or themes your artwork explores with the theme 'I Can':

When I am calm I can do anything. This is what I picture in my mind, it is a wonderful feeling, being deaf doesn't stop me from dreaming.

What type of art have you submitted and why?

Coloured pencil, paper.



WATER BABY by Poppy Schaw, VIC

Tell us how your artwork addresses this year's theme 'I Can':

I can... Swim. Everybody thinks I can't swim. They think having a hearing loss can stop me from doing things. But I feel free.

Tell us about the ideas or themes your artwork explores with the theme 'I Can':

Even though I am deaf I can swim. I like having my hearing aids off because I can't hear a thing. It makes me feel free.

What type of art have you submitted and why?

Painting, Gel paint, Pencils, Poscas, Pastels, Collage, Watercolour paint, Paper.
I chose this format cause it feels good.

Anything else you'd like to add?

Thank you!!!! Hope you like it.



DREAMING SOCCER by Reuben Leonardo, SA

Tell us how your artwork addresses this year's theme 'I Can':

My artwork is of me dreaming that I can be a famous soccer player.

Tell us about the ideas or themes your artwork explores with the theme 'I Can':

It connects to the theme 'I Can' through dreaming and achieving goals.

What type of art have you submitted and why?

Drawing pencil, colour pencil, A3 paper, black texta.



I CAN BE WILD! by Sophie Rosalion, ACT

Tell us how your artwork addresses this year's theme 'I Can':

I can express my creativity and imagination through drawing because it makes me happy. Drawing can be puzzling as I need to figure out what to add so it doesn't look plain. As I keep drawing, I realise I can create the idea in my head.

Tell us about the ideas or themes your artwork explores with the theme 'I Can':

My artwork is of a longhaired cat that is a household pet, but this cat dreams of living wild in the forest and my drawing of it's fur shows that despite it looking wild, strong and tough, it is really a nice and soft household pet!

What type of art have you submitted and why?

Digital Drawing, using ipad with Apple Pencil & Procreate app. I enjoy creating drawings & artwork on my ipad. Also I have all the colours I could want.

Anything else you'd like to add?

I really like drawing cats and I enjoyed the challenge of trying to make it look realistic & cartoon-like at the same time.



HEARING LOSS IS NO BARRIER TO SUCCESS by Aleesa Xiriha, VIC

Tell us how your artwork addresses this year's theme 'I Can':

My artwork addresses the theme 'I CAN...' by illustrating that although I can't hear the world as much as some others can, I can still see its beauty through sight and still achieve high goals as there is no barrier stopping me. The eye with the puzzle piece in the centre, symbolises that despite hearing limitations, I can see and connect with the world. The puzzle piece represents the journey of achieving goals and the progress needed to complete them, showing that even with challenges, I can find my place. The rocks represent two stages, the starting point to your destined goal. The wording 'I can achieve' represents that I can achieve anything I put my mind to, as there is no such thing as I can't, which is why the 't' is falling down from the cliff, fading away for 'Can't', turning it into 'I Can'. The mountains symbolise the obstacles between your goal from what you want to achieve, while the flying planes show movement towards success, emphasising that I can do anything, and anything is possible with determination.

Tell us about the ideas or themes your artwork explores with the theme 'I Can':

My artwork with the theme 'I can...' explores the idea of achieving goals and overcoming barriers, specifically hearing limitations and focusing on what you can do instead of what you cannot. It also highlights sight, connection, progress and perseverance, reinforcing the message that challenges do not define what we are capable of achieving.

What type of art have you submitted and why?

I have submitted a coloured pencil drawing. I chose this medium because it allows me to create detailed and vibrant images. The bright colours symbolise the beauty that we can see and the more darker colours representing challenges that we can overcome. I also chose this to show the message of achievement, and connection through colour and shading.



ROOTED IN OPTIMISM by Angus Franks, VIC

Tell us how your artwork addresses this year's theme 'I Can':

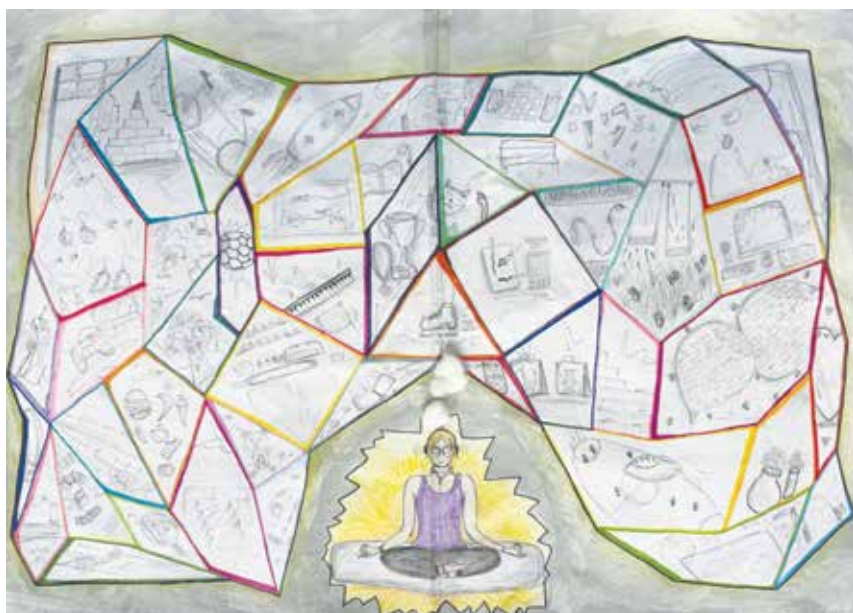
This Tree represents me. 14 branches for fourteen years. I have celebrated good and been through rough times – but just like my sculpture, I have bandaged myself up. Even facing challenges to find where I belong and advocate for my needs, those people & things can't take away my colour. Like a tree I will continue to grow. I can succeed!

Tell us about the ideas or themes your artwork explores with the theme 'I Can':

Growth through challenges. Every year of life is different & changing. The upcycled bandages are to represent my heart for recycling and the idea of bandages wrapping around the tree (my life) being people that support me. The crochet shows I CAN do lots of things (I'm self-taught). The spider represents a negative person that impacted my schooling deaf identity, and I struggled to get away from. The mushroom represents growth in the dark because mushrooms grow in the dark.

What type of art have you submitted and why?

A sculpture, I used plaster and mixed media art and because it represents my life.



I CAN DREAM AND I CAN DO ANYTHING by Aria Damjancuk, VIC

Tell us how your artwork addresses this year's theme 'I Can':

My artwork 'I Can Dream and I Can Do Anything' illustrates myself dreaming or having memories of past events. I want others to see that if you're sad you can close your eyes and dream about something good or think of a past time that makes you happy.

Tell us about the ideas or themes your artwork explores with the theme 'I Can':

My artwork is myself in the middle with my eyes closed dreaming and thinking about past events surrounded by many things that make me happy.

What type of art have you submitted and why?

Pen, Pencil Colour, Watercolours, Paint, Wool, Marker. I like using different things to create my artwork.



"BAILEE ... I CAN" by Bailee Heal, VIC

Tell us how your artwork addresses this year's theme 'I Can':

Picture and Drawings of I can do.

Tell us about the ideas or themes your artwork explores with the theme 'I Can':

Even tho I'm deaf I can do so many things.

What type of art have you submitted and why?

Paper, drawings on canvas.



INFINITE POTENTIAL: I CAN by Billy Garcia, ACT

Tell us how your artwork addresses this year's theme 'I Can':

In this self-portrait, I celebrate the diverse passions that shape my life. Through the vibrant strokes of my paintbrush, I capture the essence of creativity and expression. The dynamic scenes of playing sports reflect my dedication to physical well-being and the joy of movement. I find peace and a connection to nature. Each activity embodies the spirit of 'I Can', showcasing my ability to embrace and excel in various facets of life. This portrait is a testament to my belief in the power of perseverance, creativity and the endless possibilities that lie within us all.

Tell us about the ideas or themes your artwork explores with the theme 'I Can':

'I Can' is about believing in yourself and your abilities. It reflects my journey of mastering sports, painting and gardening, showing my confidence and determination. For Deaf people, it represents overcoming communication barriers and excelling in various fields. The artwork highlights diverse talents and interests, promoting the idea that we can excel in multiple areas of life. It symbolises perseverance, joy and fulfillment from doing what we love. Overall, it celebrates self-belief, creativity and balance, inspiring everyone to pursue their passions with confidence and determination.

What type of art have you submitted and why?

Thick paper, acrylic paint, crayon, markers. I used thick paper for durability, acrylic paint for vibrant colours, crayons for texture and markers for details. Try layering, blending, texturing, detailing, mixed media effects, resist technique, scratching and stippling to create dynamic and engaging artwork. Enjoy experimenting!



YOU CAN DO IT by Emily Wu, VIC

Tell us how your artwork addresses this year's theme 'I Can':

"You can do it!" says one girl to another - but who is addressing who? The girl drawing on the floor represents my childhood self, while the one who's watching on is me in the present day. "You can do it," the younger version tells the older version, an encouragement to keep on going. "You can do it," I tell my younger self, a reassurance that the things she dreams for will come in time.

She wished to be able to do many things: be confident, be a good artist - things that she couldn't quite do yet. But, I can do those things. There is so much more that I can do now that I am older and have more experience. This piece is for my younger self - to tell her that with hard work and patience, she will be able to do all the things she wants to be able to do. She couldn't draw people very well, or cook her favourite meals, or run for ten minutes at a time. But I can!

Tell us about the ideas or themes your artwork explores with the theme 'I Can':

If you could tell your five year old self one thing, what would it be? I'd tell her, "I can do it now." 'It' being one of the many things that I wanted to be able to do and couldn't at the time - things I couldn't wait to do once I was older. Sometimes, when you're always looking forwards, with your eyes always set on a bigger, bolder, more ambitious goal, you forget what you came from. Sometimes, we need to look behind us, to the kids we were, to the inner child inside all of us. Even when we feel like we have a long way to go, we have actually come so far from where we started. The world today is so quick and full of bright minds and talented people that we sometimes feel like imposters when we do the things we're good at. Whenever I feel like I'm not good enough, I think of my five year old self: she would be proud of how far I've come. We should all strive to be the best versions of ourselves that we can be - people whom our past selves would look up to.

What type of art have you submitted and why?

I have used oil pastels and collage materials to create this artwork. I felt like the oil pastels, with their vibrancy, reflected the childish and innocent feeling that I wanted to capture. The room is sparse but covered in the evidence of creativity, evoking a sense of nostalgia for simpler times. While the younger girl on the floor is hastily rendered in scribbles, much like how I used to draw as a child, the older girl crouching down is in higher detail with more layering and shadows, reflecting how people gain depth as we age.



BLUE SKY FOR A SCUBA DIVE by Hallie Conway, VIC

Tell us how your artwork addresses this year's theme 'I Can':

Last year I achieved an amazing ability, I got my scuba driving license. It took me months of persistence. I was very proud of myself that I passed all the tests. It in total was a great experience to scuba dive independently and I can now say that "I can" scuba dive. This ability forever will fill me with confidence.

Tell us about the ideas or themes your artwork explores with the theme 'I Can':

My artwork shows my personality with crazy fish. It also shows me alone with all these amazing creatures and plants. It also shows me succeeding in something which some people might doubt in others with a hearing loss.

What type of art have you submitted and why?

I used cyanotype to create the image, but it didn't come out as clear as I thought so I used white pens to draw on the weak spots and silver pens to draw on the fish, jellyfish, crabs and sea slugs.

I Can...Taste Confidence

I can taste confidence - A cheesy garlic bread recipe.

A recipe for growth, strength, and self-acceptance.

INGREDIENTS:

- 1 loaf of "**Resilience Bread**" – Represents the foundation of my journey, strong and supportive like the role cochlear implants play in my life.
- 4tbsp of "**Self-Acceptance Butter**" - Melts smoothly over time just like my journey of me embracing who I am.
- 3 cloves of "**Struggle Garlic**" – Strong and sharp, symbolizing moments of feeling different and wishing to fit in.
- 1 cup of "**Confidence Cheese**" – Melts into every bite, just like the confidence I've gained despite all the challenges I've come across.
- 1 tsp of "**Gratitude Herbs**" – (Parsley & Oregano) – A sprinkle of appreciation for the gift of hearing.

METHOD:

- I. Slice the **Resilience Bread**, Cut the loaf into sections, showing how my journey is built in steps. – (each slice represents a different chapter in my life – the struggles, the growth, and the lessons I've learnt.)
- II. Spread the **Butter of Self-Acceptance**, apply an even layer allowing it to coat every piece. – (it took time for me to embrace my uniqueness, just like butter slowly melting and becoming apart of the bread.)
- III. Crush and add the **Struggle Garlic**, stir the garlic in, bringing in depth and boldness. – (some days, I wish I looked like everyone else. Some days, I question what 'normal' even means. But every challenge has shaped me to who I am today.)
- IV. Sprinkle the **Confidence Cheese**, cover each slice with cheese knowing it will melt into something strong and flavourful. – (Growth and experience have strengthened me. Just like the cheese holding all together.)
- V. Season with **Gratitude Herbs**, add the final sprinkle celebrating what makes me unique. – (I am thankful for my cochlear implants, for the sounds I hear, for the people who see me for who I really am.)
- VI. Bake until golden and bold, watch as everything blends together beautifully. – (I have grown, I have learned, and I know now that I am enough – just as I am.

I CAN... TASTE CONFIDENCE by Lacey Karousradis, TAS

Tell us how your artwork addresses this year's theme 'I Can':


My artwork addresses I can through my favourite thing to do (cooking) it expresses how anything is possible within the ingredients.

Tell us about the ideas or themes your artwork explores with the theme 'I Can':

My artwork shows that individuals can have confidence if they show self acceptance, growth and strength.

What type of art have you submitted and why?

I submitted a written piece of artwork in a recipe format as cooking is one of my favourite things to do.



"I CAN" MAKE FRIENDS by Lincoln Jennar, NSW

Tell us how your artwork addresses this year's theme 'I Can':

I like Shaun the Sheep. I like camping. I can make friends and go camping like Shaun the Sheep!

Tell us about the ideas or themes your artwork explores with the theme 'I Can':

It explores the idea that we can enjoy activities with lots of different people, no matter our differences.

What type of art have you submitted and why?

Drawing (lead pencil) and coloured pencils.



MOVIE OF MY LIFE by Madison Payne, VIC

Tell us how your artwork addresses this year's theme 'I Can':

My artwork features many drawings of the things that I can do and it features a metaphor relating to the theme 'I can'.

Tell us about the ideas or themes your artwork explores with the theme 'I Can':

That even though people have hearing loss, it doesn't mean that they can't do the things others can. In fact, sometimes we can do more.

What type of art have you submitted and why?

I chose to do a drawing with coloured pastels, pen and grey lead pencil. I chose to do this because this type of art is the one I'm the most familiar with when I do art.



I CAN... GROW... by Mahalia Payze, WA

Tell us how your artwork addresses this year's theme 'I Can':

My artwork addresses the 'I Can...' theme through the use of symbolism. I choose the extend this to 'I can grow', personally and also in terms of the Deaf Community collectively.

Tell us about the ideas or themes your artwork explores with the theme 'I Can':

I Can Grow to me means many things. I can blossom like a flower and achieve my goals. I can grow within myself not letting Deafness be an obstacle to what I want to achieve. I also believe that the deaf community has been growing and challenging negative social stigma and growing from oppression of the past. By using symbolism of a figure in a plant pot and flowers of different sizes, they represent my different achievement and life goals.

What type of art have you submitted and why?

I used watercolour paint, watercolour pencils, and lead pencil.



MY LOVE, MINE ALL MINE by Niamh Coomber, TAS

Tell us how your artwork addresses this year's theme 'I Can':

My drawing addresses the theme 'I can' because I can draw.

Tell us about the ideas or themes your artwork explores with the theme 'I Can':

My artwork explores things I can do, I can draw flowers, people and I can play the bass guitar.

What type of art have you submitted and why?

I have submitted a drawing collage, and I used highlighters and a black pen.

Anything else you'd like to add?

If you are going to enter next year, for your own good, please do not make your entry, realised there's an extension, leave it 3 weeks, and then make in 2 hours on a Sunday night 3 days before the deadline. It was fun but it's safe to say I will be making it a month before next year. Ha Ha!!



PENCIL BOY 3 by Remi Savic, NSW

Tell us how your artwork addresses this year's theme 'I Can':

The third action-packed Pencil Boy adventure includes a valuable life lesson about persistence. Ryan (Pencil Boy) teaches his sister and sidekick Elly how you shouldn't give up just because you have failed before and how you should think to yourself, 'I can do it' when trying something new or different.

Tell us about the ideas or themes your artwork explores with the theme 'I Can':

I interpreted the theme, 'I can' to be about believing in yourself and persisting. The ideas include persistence, bravery, giving new things a go and believing in yourself.

What type of art have you submitted and why?

I submitted a comic created using pen and paint on paper, because I like drawing and making stories.

Scan the QR code to view Remi's full graphic novel.



BABY WOLF by Sofie Waldron, NT

Tell us how your artwork addresses this year's theme 'I Can':

I can be brave and strong like Baby Wolf.

Tell us about the ideas or themes your artwork explores with the theme 'I Can':

I can be calm and brave with people. Baby wolves learn with their pack and I can learn by being with and watching people

What type of art have you submitted and why?:

My art is a portrait of a baby wolf. I used oil pastels because it gives good blending and texture.



BALLET by Sophia Conte, VIC

Tell us how your artwork addresses this year's theme 'I Can':

I really love ballet and I know I can do it really well. Deaf people can do anything, especially dance if that's what they want to do.

Tell us about the ideas or themes your artwork explores with the theme 'I Can':

It makes me proud to know and show that I can successfully complete a ballet concert. I am happiest while I am dancing, it makes me calm.

What type of art have you submitted and why?

Texta, paper, pencil.



'I CAN DANCE THROUGH THE STORMS' by Tanisha Iyer, VIC

Tell us how your artwork addresses this year's theme 'I Can':

My artwork 'I can dance through the storms' shows a Bharatanatyam dancer dancing powerfully in the middle of a raging storm. Since I am a classical Bharatanatyam dancer which is an Indian dance form that required years of training, patience and dedication - it reflects the theme 'I Can' by showing that I can continue moving forward, expressing myself, and staying strong even when life is difficult. The storm represents challenges, and the dance represents strength, grace, and confidence.

Tell us about the ideas or themes your artwork explores with the theme 'I Can':

The main idea is that I can remain strong and fearless during hard times. Through my culture and art, I can face any storm with confidence and movement. It also explores how identity, tradition and expression helps us stay grounded and powerful, even when everything around us feels chaotic.

What type of art have you submitted and why?

I submitted a painting on paper using watercolours and acrylics. I used watercolours for the storm and the dancer's skin to show softness, emotion, and movement. I used acrylic paint for the Bharatanatyam dress to make it bold, bright, and stand out against the storm. This mix of material help me show contrast between chaos and strength.

Anything else you'd like to add?

This painting represents me as both an artist and a dancer. It is very personal because it connects to how I face pressure or challenges in real life and through movement, creativity, and inner strength.



SOCIETY CAN'T DEFINE ME by Hayley Edgar, VIC

Tell us how your artwork addresses this year's theme 'I Can':

This theme to me hints at the ignorant assumptions made due to stereotypes that people 'can't' do something. This is often due to preconceived ideas of someone's ability based on misinformation. Therefore, my artwork is about helping challenge this narrative by flipping the question, why wouldn't I be able to? Of course, there are things I can't do but that's the same for anyone. Hence my artwork explores a narrative arc that suggest that it's not the individual's ability that might prohibit them but rather the environment they live in. This then emphasises the necessity of positive representation and community. With both, people can achieve whatever they want.

Tell us about the ideas or themes your artwork explores with the theme 'I Can':

Image 1: Barriers

I wanted to explore why someone 'can't' do something, which is generally influenced by the world we live in. This can be seen in:

- Butterfly to represent a Deaf person
- Single butterfly to capture loneliness/isolation
- Butterfly is trapped, therefore it can't...
- Use of glass jar to represent how the problem is visible/both parties can see the issue
- The butterfly can't free itself = society needs to provide accessibility
- Use of blue fabric to mimic water = the sensation of feeling alone and drowning in a world not made for you

Image 2: Power of Representation

I want to flip the narrative, demonstrating how access can open doors.

This can be seen by:

- Flipped over glass = butterfly free
- Lego plant = growth
- Another butterfly = friendship and the importance of community
- Deaf stories = positive representations that make individuals feel seen and realise their potential
- Deaf Authors highlight how Deaf people can be creative, have careers/jobs, be independent and be part of the solution
- Books in general represent knowledge = importance of access to education for Deaf individuals but also educating society
- Australian books because it's important to see Australian representation & teach the world that sign language is not universal
- My hearing aid and CI in a love heart and adding colour = pride. These are tools I use to help access the things I love, like musical theatre
- Notebook open with an empty page = write my own story

Image 3: Endless possibilities

I wanted to illustrate just some of the things people can do. This can be seen by:

- Headphones = enjoying music
- Ribbons/medal = dance + success
- Basketball + swim goggles = active, play sports, be part of a team/community
- Paints = creativity
- Whisks = cooking/baking, thus independence
- Boxing gloves = strength and self-advocacy

What type of art have you submitted and why?

I chose to submit a photography series because I enjoy being able capture a moment in time to tell a story. I felt that this needed to be a series as there's a lot to explore in this theme. I feel the images really work well together to help create the intended narrative.



COLOURS by Hayley Walsh, VIC

Tell us how your artwork addresses this year's theme 'I Can':

'I can' be confident.

Tell us about the ideas or themes your artwork explores with the theme 'I Can':

This artwork makes me feel confident. So 'I can' do anything.

What type of art have you submitted and why?

Canvas/paint



I CAN by Jakob Demirel, VIC

Tell us how your artwork addresses this year's theme 'I Can':

Jakob has centred his artwork around all the things that he can do, does & lives on a daily basis, that he loves.

Tell us about the ideas or themes your artwork explores with the theme 'I Can':

Jakob has drawn scenes of what he does and enjoys in his life. He's drawn his best friends, his work programs (jigsaw + art-APA, how to catch transport (aided), his beloved games, (he loves super Mario Bro's) Collingwood and essentially, all that he CAN DO!

What type of art have you submitted and why?

Jakob has used grey lead + coloured pencils, fine black pens/Textas. Black has been featured a lot in the artwork as it's his favourite colour.



I CAN BECOME EVERYTHING by Nicholas Layton, VIC

Tell us how your artwork addresses this year's theme 'I Can':

Through my artwork, I illustrate that 'I can change, adapt, and evolve.' Each symbol - the butterfly, lion, and my close friend - represent a stage of transformation that reflects our capacity to grow beyond limitations. By embracing change, adapting to challenges, and evolving with the support of those closest to us, we unlock the ability to become everything we're meant to be.

Tell us about the ideas or themes your artwork explores with the theme 'I Can':

My artwork, titled 'I Can Become Everything', explores the transformative journey of self-realisation and the boundless potential that emerges when the mind is free. Inspired by Shi Heng Yi's teachings on self-mastery, I depicted three symbolic elements:

- * Butterfly – Change: Representing the courage to react and embrace new beginnings.
- * Lion – Adaptation: Symbolising the strength and resilience to adjust and thrive amidst challenges.
- * The Girl – Evolution: Embodying the pinnacle of transformation - rising beyond past limitations to become who we're truly meant to be.

The girl in the artwork is based on someone I've been fortunate to get to know recently. She has become one of my closest friends - a trustworthy companion who reminds me, through her actions and presence, that we all have the power to evolve. Evolving is when we rise beyond who we were, to become who we're meant to be. This piece reflects that the journey of becoming is continuous and deeply personal. With a liberated and focused mind, we can move through change and adaptation to ultimately evolve into our truest, fullest selves.

What type of art have you submitted and why?:

Drawing – Due to the heavy amount of detail involved, I decided to go with using graphite pencils.



STRONG IN SILENCE by Noah Kanj, NSW

Tell us how your artwork addresses this year's theme 'I Can':

My artwork addresses the theme 'I can' by showing the power of inner strength and determination. It represents the idea that even when things are difficult, we can push forward and overcome challenges. It symbolizes the moment someone chooses to believe in themselves. The message behind my work is that 'I can' is not just about success - it's about trying, growing, and refusing to give up. This artwork reflects the strength we all carry inside, even when we don't realize it.

Tell us about the ideas or themes your artwork explores with the theme 'I Can':

My artwork shows me doing a deadlift to represent strength and determination. The colourful background symbolizes energy and a positive mindset. It connects to the theme 'I can' by showing that I believe in myself and won't give up, no matter how heavy the challenge.

What type of art have you submitted and why?

I submitted a drawing with acrylic oil paint. I chose this medium to show strength and energy through bold colours and pattern.



THE FUTURE by Olivia Hermez, VIC

Tell us how your artwork addresses this year's theme 'I Can':

I can paint. I can listen to music. I can play a guitar. I can sing. I can find myself - who I truly am.

Tell us about the ideas or themes your artwork explores with the theme 'I Can':

Revealing myself in a dream. Exploring my talents, my goals in becoming an artist and a musician.

What type of art have you submitted and why?

Acrylic on canvas.



NEW DAY by Savannah Mandile, VIC

Tell us how your artwork addresses this year's theme 'I Can':

I can sunshine, I can pat puppy, I can music, I can paint, I can K-pop dance.

Tell us about the ideas or themes your artwork explores with the theme 'I Can':

Life have different colours everyday. New day.

What type of art have you submitted and why?

Acrylic on canvas.



OPEN YOUR WINGS TO FREEDOM by Simranjit Kaur, NSW

Tell us how your artwork addresses this year's theme 'I Can':

This artwork celebrates the beauty of looking forward and embracing potential. Time brings change, inspiring a 'can do' attitude and encouraging us not to resist. Even a caterpillar didn't realise it's true beauty until it looked in the mirror and saw its reflection. This is the time to embrace change for good. In the artwork, a caterpillar looks into the future within a mirror, reflecting on its potential to become a butterfly.

Tell us about the ideas or themes your artwork explores with the theme 'I Can':

I believe we all have butterflies within us, waiting to be unleashed. When we haven't changed ourselves for the better we are like caterpillars who have potential to fly. We just need to explore our inner selves and embrace the change. When we are willing to open up and spread our wings, the future will change for the better. Butterflies embrace their wings for freedom and good times are coming. We need to be patient and make the transition.

What type of art have you submitted and why?

I chose to use canvas and paint the artwork to display a beautiful transition of caterpillar into butterfly.

Anything else you'd like to add?

This artwork also expresses something deeply personal to me. It reflects my journey growing up and the challenges I have faced along the way. Through those experiences I have learned to embrace myself and grow. Like finding my own wings to freedom.



BIG RAINBOW BUTTERFLY by Aurora School, VIC

Tell us how your artwork addresses this year's theme 'I Can':

This piece of artwork comes in all different colours and patterns, just like our group of 4 year old's who have different strengths and abilities. If famous or well known artists like Jackson Pollock, Piet Mondrian etc, can create an abstract paintings, why not us? A group of 4 year old children can use different tools to create patterns and they can choose what colours they like to use.

Tell us about the ideas or themes your artwork explores with the theme 'I Can':

Different colours and patterns demonstrate that each child can focus on their personal positive growth and ability to overcome challenges together as a team. They can fly together as a team by having the freedom to explore how to be confident and independence learners, just like butterflies! (They are in the Butterfly group). Butterflies represent transformation, rebirth, uniqueness and come in different shapes, colours and sizes and they are deaf, too! Rainbows often represent hope and new beginnings.

What type of art have you submitted and why?

It is an abstract painting - acrylic on canvas. They were given the opportunity to explore, share, and learn to create different patterns using different tools such as paint brushes, rollers, squeezing bottles and using different styles such as flicking paint etc. After a few weeks in art sessions, the children have learned lots of different ways to paint.

Anything else you'd like to add?

Paint brushes, rollers, squeeze bottles, acrylic paint



TOGETHER... WE CAN DO SO MUCH

by Klemzig Centre of Deaf Education, SA

Tell us how your artwork addresses this year's theme 'I Can':

Each week we have 'Deaf Time' where the deaf and hard of hearing students from all year levels come together as a group. We used this time to complete this artwork. We looked at examples of different deaf adults within our community and their hobbies and jobs. We saw chefs, doctors, artists, sports people and more. Then we brainstormed as a group, all the different skills, hobbies and things we can do. We could do a lot! Then students did an illustration of things they can do on patches to add to the artwork.

Tell us about the ideas or themes your artwork explores with the theme 'I Can':

Each square patch is something the child chose to illustrate because they are proud that they can do it. Putting all the patches together shows that we are a community, stronger together because we can do so many things. Diversity strengthens our community. We had one of our Deaf School Support Officers tell us the story of how she, her family and other members of the deaf community worked together to create a fingerspelling tapestry to be hung at the South Australian Deaf Society (262). It is now displayed at the Art Gallery of South Australia. Now more than 40 years later, we wanted to emulate their project in our own way.

What type of art have you submitted and why?

We completed individual crayon drawings with a water-colour paint wash over the top. Each piece of art was then scanned to create the look of a patchwork quilt. We chose this method because it was accessible to all learners in our group. The final product resembles a quilt as an homage to the quilts and tapestries made by the South Australian Deaf community in the past, some examples of which are hanging in the Art Gallery of South Australia today.



OUR SHINING HEARTS by Shepparton Deaf Facility School, VIC

Tell us how your artwork addresses this year's theme 'I Can':

I can communicate with my eyes, my ears, my hands, my mouth and my heart.

Tell us about the ideas or themes your artwork explores with the theme 'I Can':

The children declared "I can communicate" and we discussed how our eyes and ears and mouths and hands are all used in different ways. One child said we need the light on so we can see and can communicate. Another child said we are all bright and the discussion then shifted from the light shining on us to the light shining from within us. They decided it came from our hearts.

What type of art have you submitted and why?

Drawing, cutting and pasting, paper, glitter paint, textas, crayons.

Anything else you'd like to add?

The children liked to use the colour blue for their hands, inspired by the sign union flag. We took photos of eyes and ears, and the children added the rest of their faces on the heart. They drew and cut the heart and their handshapes, with older children helping the younger children. The glitter was added to show how they all shine brightly.



I CAN PLAY, MAKE AND ACHIEVE by St Michael's College, SA

Tell us how your artwork addresses this year's theme 'I Can':

Our artwork shows the many things we can do at school, both inside and outside the classroom. We worked together as a team to create a colourful A2 poster that celebrates our learning, playing and achieving. The poster includes our new school building and oval, the butterfly garden we helped to grow, and the South Australian sky we see every day. We each added parts that show what we can do: playing musical instruments, scoring goals in soccer, learning in special subjects like art, music, PE, and Italian, and feeling proud after swimming competitions.

Tell us about the ideas or themes your artwork explores with the theme 'I Can':


Our artwork explores the idea that we can learn in different ways, we can play and be active, and we can work together. We used different textures and colours to represent the new building and natural spaces, like our building and oval, the butterfly garden that attracts butterflies and birds. Each of us shared ideas and included things we love to do, showing that we can be creative, sporty, musical and curious. The poster shows our pride in our school and how we can all belong, try our best and shine in our own way.

What type of art have you submitted and why?

Pencil, paint sticks, metallic markers to make it bold and colourful like the colours at our school.

Anything else you'd like to add?

The group worked really well together and made new friends. They were also experiencing the inclusivity of our school community and making connections with other students with and without deafness.



GIRLS UNSTOPPABLE by Strathcona College, VIC

Tell us how your artwork addresses this year's theme 'I Can':

Our artwork addresses the theme 'I can' theme because it shows that deaf/hard of hearing people can do anything and everything, like anyone else. We catch the train, do athletics, and play in the playground.

Tell us about the ideas or themes your artwork explores with the theme 'I Can':

Our artwork explores the theme 'I can' because deaf students can play musical instruments like the piano and the cello and also listen to music. We can also participate in school athletics with our hearing aides.

What type of art have you submitted and why?

We have submitted a variety of drawings using textas, sharpies and pencils on thick white paper. We then cut each picture out and pasted them onto a big piece of white cardboard paper. We chose this medium because it was a group project and the easiest way to complete the artwork.

Anything else you'd like to add?

We all really enjoyed working on this project together and are looking forward to next year's competition.



I CAN DRAW AND I CAN PERFORM IN THE CIRCUS

by Wirreanda Public School, NSW

Tell us how your artwork addresses this year's theme 'I Can':

I really like drawing. I can draw really well. I draw at home a lot and at school sometimes with my friend Norah at recess or lunch when it is raining. I like drawing cats and animals. I like going to the circus school on Saturdays and learn circus skills. I can swing on a metal ring that goes very high in the air. I can do backbends, I can do cartwheels and hang on the bar.

Tell us about the ideas or themes your artwork explores with the theme 'I Can':

I think I can draw really well. This is me drawing myself. I am sitting at my desk with my golden toy cat. I have my very own desk at home. I have painted myself wearing my cochlear. Norah and I worked together. A long time ago we lived next door to each other. We discovered each other again at day care. We are now in classes next to each other. It was fun painting our picture together. I have painted me in the circus. I am wearing my pink cochlear hair band while performing.

What type of art have you submitted and why?

I have used acrylic paint on canvas. I liked that you can mix colours and make new colours I didn't know I can make. I really liked using the dark blue. I liked using acrylic paint and blending colours. I have used thin and thick brushes. I can make the dots of my cochlear with the end of the brush.

Anything else you'd like to add?

A long time ago my friend Lily and I lived next door to each other. Our mothers were friends. One day we discovered each other at daycare. Now we are in classes next to each other. We are still best friends. We both have 2 cochlear. It was fun painting our picture together.

We would also like to present a very special artwork by 4 year old Heidi. This artwork didn't meet the submission criteria for the competition, so is not eligible for a prize, but it's a wonderfully colourful painting we had to include!



LITTLE TEAPOT

by Heidi Hallam, Bani Many Kindergarten VIC

Tell us how your artwork addresses this year's theme 'I Can':

Learning to use colours and draw then paint, using expressions as a smile 'I can'.

Tell us about the ideas or themes your artwork explored with the theme 'I Can':

Shape, colours, expressions - "Happy"

What type of art have you submitted and why?

Painting



597 St Kilda Rd, Melbourne, Victoria 3004
Telephone 03 9539 5300
Email info@deafchildren.org.au
deafchildrenaustralia.org.au



ART **EXHIBITION**
SEPTEMBER **2025**

Deaf
Children
Australia.

