


# EVERYDAY AUSLAN SIGNS



## HELLO

Using your dominant hand make a flat hand with your palm facing away from you. Starting at chest height, make an arc shape with your hand - like the shape of a rainbow.



## WELCOME

Start by holding both hands in front of you slightly with palms facing upwards. Bend your fingers to make a closed fist twice.



## FRIEND

Use your dominant hand to cup over your opposite hand. Rock your hands back and forth.



## PLEASE

Using your dominant hand, bring your hand so your fingertips are touching your chin. In one motion, move your hand forward whilst simultaneously curling fingers to make a fist.




## MY NAME IS...

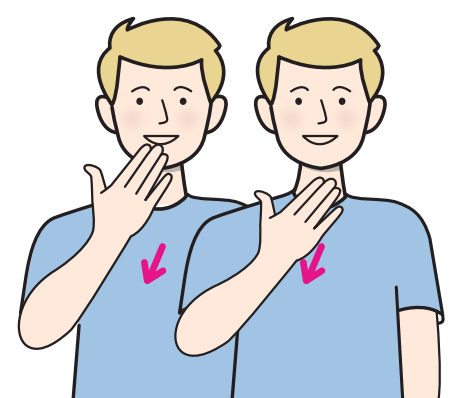
**1** Use your dominant hand and place it on your chest.



**2** Using the same hand make a fist with your index and middle finger pointed together. Bring your hand up so that your fingertips are resting on your forehead.




**3** In one motion, rotate your wrist and flick your hand out to finish with your palm facing outwards.



## THANK YOU

Using your dominant hand, bring your hand so your fingertips are touching your chin. In one motion, move your hand forward.

**REMEMBER:**  
**ADULT**  
SUPERVISION AT ALL TIMES



Then access our Auslan Alphabet video so you can learn to sign your name using letters of the Alphabet.



Right Hand Alphabet



Left Hand Alphabet



For further information about Deaf Children Australia  
[deafchildrenaustralia.org.au/puggles](https://deafchildrenaustralia.org.au/puggles)

03 9539 5300 or email  
[communications@deafchildren.org.au](mailto:communications@deafchildren.org.au)

**puggles**

[deafchildrenaustralia.org.au](https://deafchildrenaustralia.org.au)

**OPEN WATER.**

**Deaf Children Australia.**

**Swim**  
COACHES & TEACHERS AUSTRALIA  
**Sunnyskyes**

PROUDLY SUPPORTED BY THE PHILIPS FOUNDATION