
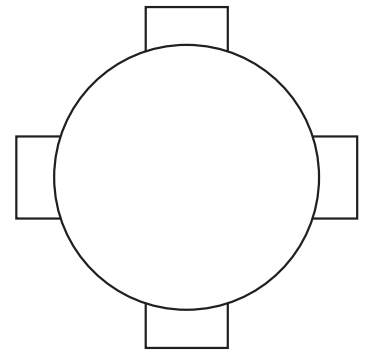
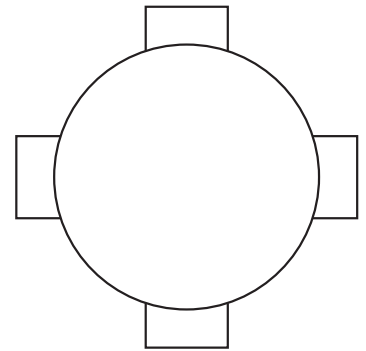



# dog



Colour up your dog in strips or spots or pyjamas. Cut out the shapes and join the pieces together. Use an old toilet paper roll or just roll up a piece of light cardboard to make up the dogs body. Use the tabs on the circle to join your pieces together.

Fold all four feet forward to stand your dog upright.

## COLOUR YOUR DOG

For further information about  
Deaf Children Australia  
[deafchildrenaustralia.org.au/buildingbridges](http://deafchildrenaustralia.org.au/buildingbridges)



**BUILDING  
BRIDGES**

Deaf  
Children  
Australia.

03 9539 5300 or email  
[communications@deafchildren.org.au](mailto:communications@deafchildren.org.au)