



























AUSLAN ALPHABET

		 Aa	 Bb	 Cc
 Dd	 Ee	 Ff	 Gg	 Hh
 Ii	 Jj	 Kk	 Ll	 Mm
 Nn	 Oo	 Pp	 Qq	 Rr
 Ss	 Tt	 Uu	 Vv	 Ww
 Xx	 Yy	 Zz		

TWO KEY TIPS

> When communicating with a person who is deaf or hard of hearing, ask them how they prefer to communicate because not all lip read or use Auslan, and some are oral/spoken. You can ask by writing it down or using notes on your smart phone.

> Whichever hand you write with is your dominant hand when signing. In the poster the person is right handed.



For further information about
Deaf Children Australia
deafchildrenaustralia.org.au/blueprint

03 9539 5300
blueprint@deafchildren.org.au



**BLUE
PRINT**

**Deaf
Children
Australia.**

Deaf Children Australia uses the term 'deaf'
to refer to all degrees and types of hearing loss.
Copyright © Deaf Children Australia 2024