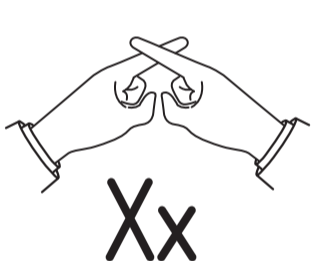
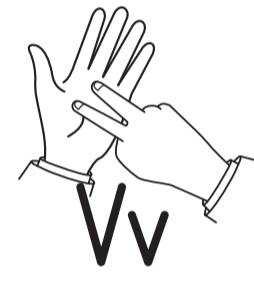



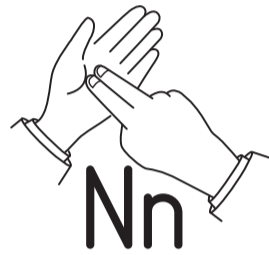

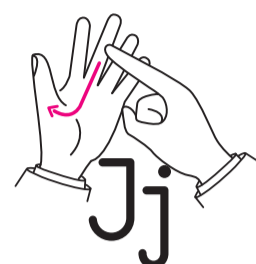










Auslan Fingerspelling



Vowels



TWO KEY TIPS

> When communicating with a person who is deaf or hard of hearing, ask them how they prefer to communicate because not all lip read or use Auslan, and some are oral/spoken. You can ask by writing it down or using notes on your smart phone.

> Whichever hand you write with is your dominant hand when signing. In the poster the person is right handed.

deafchildreinaustralia.org.au



Deaf
Children
Australia.