


AUSLAN NUMBERS


[one]

1.



[two]

2.



[three]

3.



[four]

4.



[five]

5.



[six]

6.



[seven]

7.




[eight]

8.



[nine]

9.



[ten]

10.



TWO KEY TIPS

> When communicating with a person who is deaf or hard of hearing, ask them how they prefer to communicate because not all lip read or use Auslan, and some are oral/spoken. You can ask by writing it down or using notes on your smart phone.

> Whichever hand you write with is your dominant hand when signing. In the poster the person is right handed.

Deaf
Children
Australia.

